



# **(The) Uniform Matters: Information and Updates for Proper Wear of the PHS Uniform**

**March, 2019**

**Atlanta Commissioned Officers Association**

*(The information in this presentation is current up to the date noted above and on the ACOA website)*





# Please Note!

- Contents reflect current published guidance (as of March, 2019)
- For official uniform guidance, see resources provided herein



**ACOA**  
ATLANTA COMMISSIONED  
OFFICERS ASSOCIATION



# PDF Uniform instructions in eCCIS

CCI 421.01 - Male Officers

CCI 421.02 – Female Officers

**The primary source for current uniform information**

General Purpose Service Uniforms

Service Dress Blue

1. REQUIRED BASIC UNIFORM COMPONENTS


All authorized ribbons (full ribbon rack)  
Cap, Combination, White  
Coat, Service Dress  
Necktie, Black  
PHS Name Tag  
Shirt, White, Dress (with shoulder marks)  
Shoes, Service, Black  
Slacks, Blue, Unbelted  
Socks, Black  
Undergarments

2. PRESCRIBABLE ITEMS

All-weather coat, Blue  
Gloves, Black/White<sup>1</sup>  
Overcoat, Blue  
Undershirt, White

3. OPTIONAL ITEMS

All Weather, Coat, Double Breasted, Black  
Badge(s), Identification/Skill  
Cap, Alternative Combination, White  
Cap, Garrison, Black (w/o SDB Coat, only with  
Sweater or Windbreaker Jacket)  
Cardigan, Army, Black (indoor only w/o SDB coat)  
Beret  
Ear Muffs (w/outer garment only)  
Earrings, Gold Ball, Pearl or Diamond  
Gloves, Black (w/ outer garment only)



ACOA  
ATLANTA-COMMISSIONED  
OFFICERS ASSOCIATION



# Required Components for the SDB Uniform

Service Dress Blue

## 1. REQUIRED BASIC UNIFORM COMPONENTS


All authorized ribbons (full ribbon rack)  
Cap, Combination, White  
Coat, Service Dress  
Necktie, Black  
PHS Name Tag  
Shirt, White, Dress (with shoulder marks)  
Shoes, Service, Black  
Slacks, Blue, Unbelted  
Socks, Black  
Undergarments

## 2. PRESCRIBABLE ITEMS

All-weather coat, Blue  
Gloves, Black/White<sup>1</sup>  
Overcoat, Blue  
Undershirt, White

## 3. OPTIONAL ITEMS

All Weather, Coat, Double Breasted, Black  
Badge(s), Identification/Skill  
Cap, Alternative Combination, White  
Cap, Garrison, Black (w/o SDB Coat, only with  
Sweater or Windbreaker Jacket)  
Cardigan, Army, Black (indoor only w/o SDB coat)  
Beret  
Ear Muffs (w/outer garment only)  
Earrings, Gold Ball, Pearl or Diamond  
Gloves, Black (w/ outer garment only)  
Handbag, Black



**ACOA**  
ATLANTA COMMISSIONED  
OFFICERS ASSOCIATION



# Required Components for the SDB Uniform

## Service Dress Blue

### 1. REQUIRED BASIC UNIFORM COMPONENTS

All Authorized Ribbons  
Belt, Black  
Buckle, Gold  
Cap, Combination, White  
Coat, Service Dress, Blue  
Necktie, Black, Four-In-Hand  
PHS Name Tag  
Shirt, White, Dress (with shoulder marks)  
Shoes, Dress, Black  
Socks, Black  
Tie Clasp/Tack  
Trousers, Blue, Dress  
Undergarments

### 2. PRESCRIBABLE ITEMS

All-weather coat, Blue  
Gloves, Black/White<sup>1</sup>  
Overcoat, Blue

### 3. OPTIONAL ITEMS

All Weather, Coat, Double Breasted, Black  
Badge(s), Identification/Skill  
Cap, Garrison, Black (w/o SDB Coat, only with  
Sweater or Windbreaker)  
Cardigan, Army, Black (indoor only w/o SDB coat)  
Cuff Links  
Earmuffs (w/outer garment only)  
Gloves, Black (w/ outer garment only)  
Jacket, Black, Windbreaker (w/o SDB coat)





## Service Dress Blue

### 1. REQUIRED BASIC UNIFORM COMPONENTS

- All authorized ribbons (full ribbon rack)
- Cap, Combination, White
- Coat, Service Dress
- Necktie, Black
- PHS Name Tag
- Shirt, White, Dress (with shoulder marks)
- Shoes, Service, Black
- Slacks, Blue, Unbelted
- Socks, Black
- Undergarments

### 2. PRESCRIBABLE ITEMS

- All-weather coat, Blue
- Gloves, Black/White<sup>1</sup>
- Overcoat, Blue
- Undershirt, White

### 3. OPTIONAL ITEMS

- All Weather, Coat, Double Breasted, Black
- Badge(s), Identification/Skill
- Cap, Alternative Combination, White
- Cap, Garrison, Black (w/o SDB Coat, only with Sweater or Windbreaker Jacket)
- Cardigan, Army, Black (indoor only w/o SDB coat)
- Beret
- Ear Muffs (w/outer garment only)
- Earrings, Gold Ball, Pearl or Diamond
- Gloves, Black (w/ outer garment only)
- Handbag, Black
- Handbag, Black, Dress
- Hosiery, Flesh tone
- Jacket, Black Windbreaker (w/o SDB coat)
- Parka, Four Weather, Type II



**ACOA**  
ATLANTA COMMISSIONED  
OFFICERS ASSOCIATION



## Section 8-8 of CCI 421.01 and CCI 421.02

- **Required Basic Uniform Components:**
  - Identifies each of the elements of the particular uniform that **must be owned**, and worn as appropriate to make the uniform complete.
- **Prescribable Items**
  - identifies elements that the LUA **may direct officers** to wear or which may be worn at the officer's discretion unless directed otherwise if the uniform itself is worn.
- **Optional Items**
  - identifies the elements an officer may add or substitute at their discretion unless the LUA has imposed a restriction.





# Service Dress Blue Uniform

## Required Uniform



**ACOA**  
ATLANTA COMMISSIONED  
OFFICERS ASSOCIATION






# Service Dress Blue – Front View





# Service Dress Blue – Right Sleeve



**ACOA**  
ATLANTA COMMISSIONED  
OFFICERS ASSOCIATION



# Service Dress Blue – Option A

## Navy Black Sweater in Place of SDB Jacket



**ACO A**  
ATLANTA-COMMISSIONED  
OFFICERS ASSOCIATION

**Black Garrison Cap worn ONLY with Sweater or Windbreaker**



# Service Dress Blue – Option B

## Black Windbreaker in Place of SDB Jacket



**ACOA**  
ATLANTA-COMMISSIONED  
OFFICERS ASSOCIATION

**Black Garrison Cap Worn ONLY with Sweater or Windbreaker**



# Operational Dress Uniform

## Required Uniform starting 01 JAN 2015



**ACO A**  
ATLANTA COMMISSIONED  
OFFICERS ASSOCIATION

**Wear Command Ball Cap with ODU. 8-point Utility Cap worn only when authorized.**



# Service Khaki Uniform

Not required but commonly worn



**ACOA**  
ATLANTA COMMISSIONED  
OFFICERS ASSOCIATION



# Summer White Uniform

No longer required but occasionally worn



**ACOA**  
ATLANTA COMMISSIONED  
OFFICERS ASSOCIATION



# Officers Combination Cover with Fretting or “Scrambled eggs”



**Flag Grade  
(O-7 and above)  
Full Fretting**

**Senior Grade  
(O-5 and O-6)  
Half Fretting**

**Junior Grade  
(O-4 and below)  
No Fretting**

**Male style fretting also used on bill of Command Ball Cap  
Future female cover to be similar to Male cover in near future**



**ACOA**  
ATLANTA COMMISSIONED  
OFFICERS ASSOCIATION





# New Alternate Combination Cap for Female Officers Replaces Current Cap



**Current Female  
"Bucket" style  
Combination Cap**



**New Female Alternate  
Combination Cap – similar  
to Male Cap**





# New Alternate Combination Cover for Female officers



**Left: New Female Alternate Combination Cap**

**Right: Current Male Combination Cap**

**(New Female Cap may also be worn with Khaki cover)**

**Current Female Combination Cap (“Bucket” style)  
will no longer be authorized starting 1 JAN 2020**



**ACO A**  
ATLANTA COMMISSIONED  
OFFICERS ASSOCIATION



# Combination Cap Accessories

Correct accessories used by PHS officers



9/16 in



2 in



**ACOA**  
ATLANTA COMMISSIONED  
OFFICERS ASSOCIATION



# Combination Cap Accessories

## Navy Accessories - Incorrect for PHS Officers



9/16 in



2 in



**ACOA**  
ATLANTA COMMISSIONED  
OFFICERS ASSOCIATION



# Steps to Take to Learn How to Wear the PHS Uniform

1. Know how to locate information on proper wear of the uniform
- 2. Know where to purchase uniform components**



**ACOA**  
ATLANTA COMMISSIONED  
OFFICERS ASSOCIATION



# Seasonal Uniform Wear

## Spring/Summer

2. Effective 0001 Hours, on the first Monday of April, the prescribed spring and summer uniform of the day is the Summer White (SW). Alternate uniforms are the Service Khaki (SK), Service Dress White (SDW), Operational Dress Uniform (ODU) or the Service Dress Blue (SDB).

## Fall/Winter

3. Effective 0001 Hours, on the first Monday of October, the prescribed fall and winter uniform of the day is the Service Dress Blue (SDB). Alternative uniforms are the Service Khaki (SK) or the Operational Dress Uniform (ODU).





# Wear of Operational Dress Uniform

**ODU now one of the alternative uniforms for daily wear with some limitations.**

**2. Effective 0001 Hours, on the first Monday of April, the prescribed spring and summer uniform of the day is the Summer White (SW). Alternate uniforms are the Service Khaki (SK), Service Dress White (SDW), **Operational Dress Uniform (ODU)** or the Service Dress Blue (SDB).**

**4.f. The ODU shall not be worn for high-level meetings or ceremonies; in such cases, an appropriate service uniform shall be worn. The ODU may only be worn at the Hubert H. Humphrey Building or the Wilbur J. Cohen Building with supervisory approval.**



**ACOA**  
ATLANTA COMMISSIONED  
OFFICERS ASSOCIATION



# Approved PHS Outerwear

- **Windbreaker Jacket**
  - Black only (Khaki Jacket is no longer authorized)
- **Blue All-Weather Coat (Trench coat)**
  - New double breasted All-Weather Coat available
- **Reefer**
- **Blue Overcoat (Bridge coat)**
- **Foul Weather Parka, Type II**
  - Parka may now be worn with multiple uniforms
  - ODU Utility Jacket, Blue Polar Fleece Liner, Foul Weather Trousers Type II, authorized with ODU
- **Accessories with outerwear**
  - Black gloves, white scarf with Dress/Service uniforms
    - **Gloves:** Plain black smooth leather/synthetic leather with black stitching
    - **Scarf:** Plain design of knitted or woven silk, rayon, or synthetic material







# Windbreaker - Black Only



**Khaki Windbreaker is no longer authorized.**

**Should always be worn with zipper closed at least three quarters of the way. Never worn with zipper open. All coats should be worn with all buttons buttoned except collar button which is optional depending on weather conditions**



**ACO A**  
ATLANTA COMMISSIONED  
OFFICERS ASSOCIATION



# All-Weather Coat and White Scarf



**White Scarf: Plain design made of knitted or woven silk, rayon, or synthetic material. May be worn under reefers, all-weather coats, windbreaker, overcoats or jackets (picture for display purposes only).**





# New Style All-Weather Coat



**New Coat: Double Breasted with Belt**

**Old Coat: Single Breasted with no Belt**

**Old style will likely be phased out so buy new style!**



**ACOA**  
ATLANTA-COMMISSIONED  
OFFICERS ASSOCIATION



# Reefer

Women may wear male or female style



**ACOA**  
ATLANTA COMMISSIONED  
OFFICERS ASSOCIATION



# Overcoat or Bridge Coat

Wear of male style not defined for women



**ACOA**  
ATLANTA COMMISSIONED  
OFFICERS ASSOCIATION



# ODU Foul Weather Parka

## Authorized with Service Dress and Service Uniforms



**Now authorized for wear during foul or inclement weather with:**

- **Service Dress Blue/White**
- **Summer White**
- **Service Khaki**

**Also authorized for wear with Working Uniforms**

- **ODU**
- **Coveralls**



**ACOA**  
ATLANTA COMMISSIONED  
OFFICERS ASSOCIATION



# Umbrella

- Plain, solid black, folding/collapsing type umbrella with a plain, black handle only.
  - **Your favorite large multi-color golf umbrella is not permitted!**
- Conventional size and design when opened
- Capable of being folded small enough to fit into a brief case
- Use during inclement weather with any uniform except ODU
- Carried in the left hand to permit saluting
- Should be folded when not in use





# Approved PHS Outerwear - Sweaters

- **Black Pullover Sweater (Navy style only)**
  - V neck, Acrylic or Wool material
  - Authorized for wear outdoors, to and from work
  - Worn with soft shoulder boards
  - Requires wear of leather name tag on left chest
  
- **Army Cardigan sweater has been reauthorized**
  - For indoor wear in immediate office space only
  - NOT authorized for wear to and from work
  - Worn with soft shoulder boards
  - May be worn with Service uniforms and coveralls
  - Worn in lieu of Service Dress Blue Coat
  - Currently only available from Army Air Force Exchange Service (AAFES) – PHS Officers should once again have access to AAFES.
  
- **Maternity Cardigan**
  - Optional wear with maternity uniforms
  - Worn with soft shoulder boards
  - Authorized for wear outside office space
  - Authorized for wear to and from work








# Black Sweater – Navy Style

Leather name tag on left side  
Optional wear with many uniforms



**ACOA**  
ATLANTA COMMISSIONED  
OFFICERS ASSOCIATION



# **Black Leather Velcro® Backed Name Tag Required with Navy Style Sweater**

- **Name tag should be 2 inches by 4 inches**
- **Earned skills/qualifications badges (e.g., FMRB, jump wings, flight surgeon wings, etc.) are authorized**
- **Designs such as agency logos or identification badges (e.g. Office of the Secretary Identification Badge, Associate Recruiter Badge) are not authorized.**
- **DO NOT wear the plastic name tag over the Velcro® patch**
- **The leather name tag will be embossed with gold lettering, with all capital letters**
- **The officer has a choice to either use first initial of first name, followed by a period, first initial of the middle name, followed by a period and the full last name (e.g., J. A. DOE)**

**OR**

- **Full first or full middle name and full last name (e.g., John Doe) centered in the middle of the name tag;**
- **The proper abbreviation of officer's rank will be placed on the lower left of the name tag (e.g., LT, LCDR, CDR, CAPT);**
- **The abbreviation USPHS will be placed on the lower right of the name tag**



**ACOA**  
ATLANTA COMMISSIONED  
OFFICERS ASSOCIATION



# Leather Name Tag for Sweater



VELCRO®



PLASTIC NAME TAG

Earned skills/qualifications badges (e.g., jump wing, etc.) are authorized; however, designs such as agency logos or identification badges (e.g. Office of the Secretary Identification Badge (OSIB)) are not authorized.

Do not wear the plastic nametag over the Velcro® patch.




**ACOA**  
ATLANTA COMMISSIONED  
OFFICERS ASSOCIATION



# Steps to Take to Learn How to Wear the PHS Uniform

1. Know how to locate information on proper wear of the uniform
2. Know where to purchase uniform components
3. Know which uniforms you are permitted to wear
- 4. Follow basic guidelines for uniform wear and appearance**
  - a. When in doubt, wear a cover!
  - b. Wear only approved PHS outerwear
  - c. Recognize and know proper wear of PHS insignia and devices**





# Wear of PHS Insignia and Devices





# Commissioned Corps Insignia

## Shoulder and Sleeve Insignia



Ensign/O-1  
Junior Assistant  
ENS



Lieutenant (Junior Grade)/O-2  
Assistant  
LTJG



Lieutenant/O-3  
Senior Assistant  
LT



Lieutenant Commander/O-4  
Full  
LDCR



Commander/O-5  
Senior  
CDR



Captain/O-6  
Director  
CAPT



Rear Admiral/O-7  
Assistant Surgeon General  
RADM



Rear Admiral/O-8  
Deputy Surgeon General or  
Assistant Surgeon General  
RADM



Vice Admiral/O-9  
Surgeon General  
VADM



Admiral/O-10  
Assistant Secretary for Health  
ADM





# Commissioned Corps Insignia

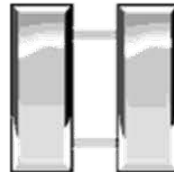
## Rank Insignia



Ensign/O-1  
Junior Assistant  
ENS



Lieutenant (Junior  
Grade)/O-2  
Assistant  
LTJG



Lieutenant/O-3  
Senior Assistant  
LT



Lieutenant  
Commander/O-4  
Full  
LDCR



Commander/O-5  
Senior  
CDR



Captain/O-6  
Director  
CAPT



Rear Admiral/O-7  
Assistant Surgeon General  
RADM



Rear Admiral/O-8  
Deputy Surgeon General or  
Assistant Surgeon General  
RADM



Vice Admiral/O-9  
Surgeon General  
VADM



Admiral/O-10  
Assistant Secretary for Health  
ADM

## Other Insignia



Cap Device  
Combination and Garrison Cover  
Full and Miniature version



Corps Device  
(Worn on Uniform Collar)  
One Size only



Identification Badge  
(HHS Identification Badge)  
Full and Miniature version



Skill Badge  
(Field Medical Readiness Badge)  
Full and Miniature version





# Commissioned Corps Insignia

## Recent Change to PHS Insignia

- **Phase out of older style PHS Insignia**
  - Section 6-9 of [CC431.01](#) “Insignia and Devices” - dated 29 April 2014
    - Cap Devices (full and miniature size)
    - PHS Collar Device
    - PHS Sleeve Device
    - Field Medical Readiness Badge
    - HHS Identification Badge (full and miniature size)
    - Hard and Soft Shoulder Boards
  - New devices required as of 1 JAN 2015
- **New devices purchased after March 2012 likely to be new style**
  - Exceptions: Decorated belt buckle and PHS sleeve device for white uniforms (women only)
    - Use old style until further notice







# PHS/Navy vs. Army/Air Force Insignia

- PHS uses Navy style rank insignia (left)
- Army/Air Force rank insignia is different in appearance (right)
  - Most notable in the O-4/O-5 rank insignia
- Purchase insignia from a Navy source





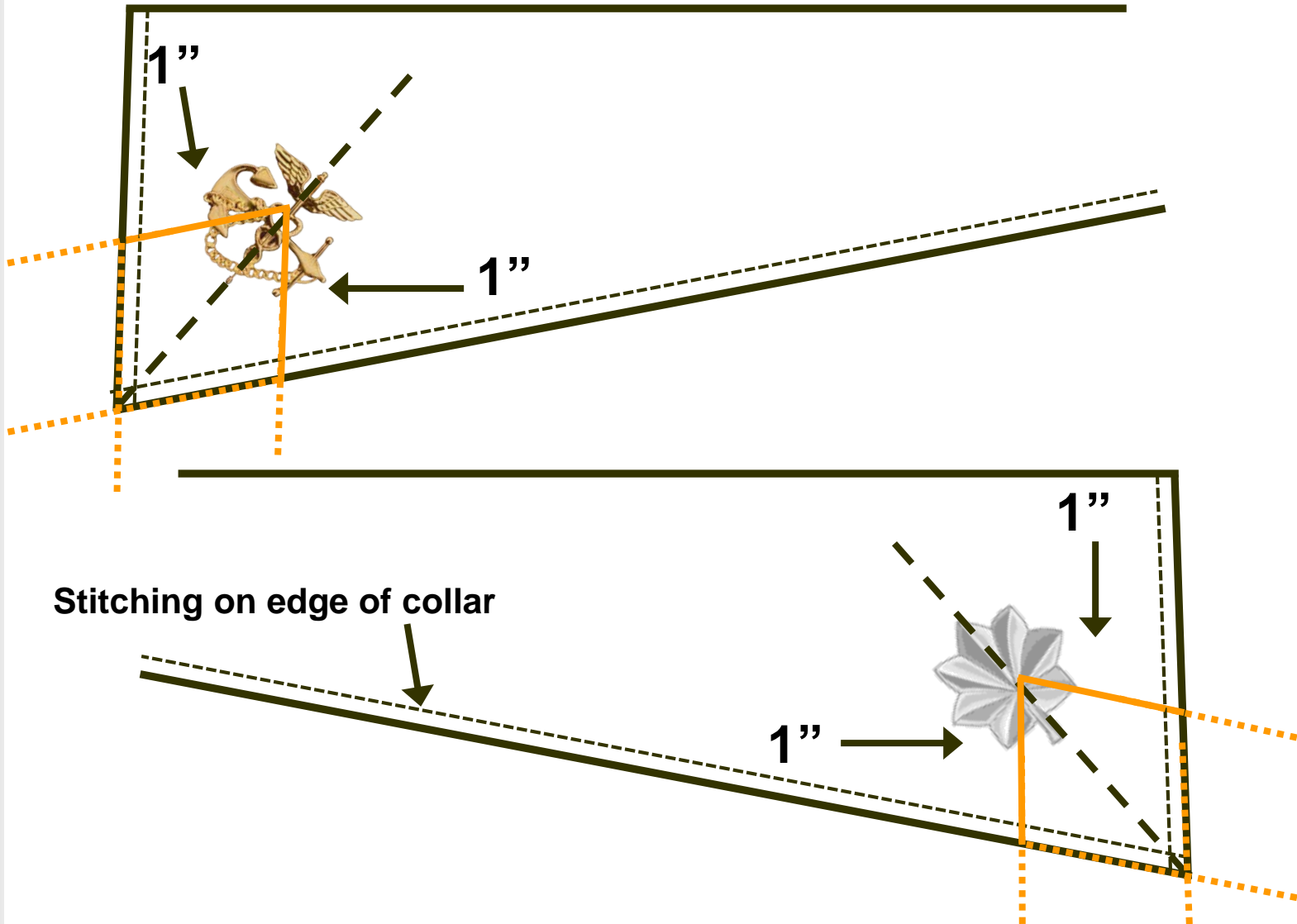
# Insignia Placement

- **Short-sleeve khaki shirt**
  - PHS rank device worn on right collar, centered 1” from the lower and front edges of the collar
  - Position vertical axis of insignia along an imaginary line bisecting the angle of the collar point
  - PHS miniature Corps device worn on left collar, centered as above
- **Remember “Rank on Right”**



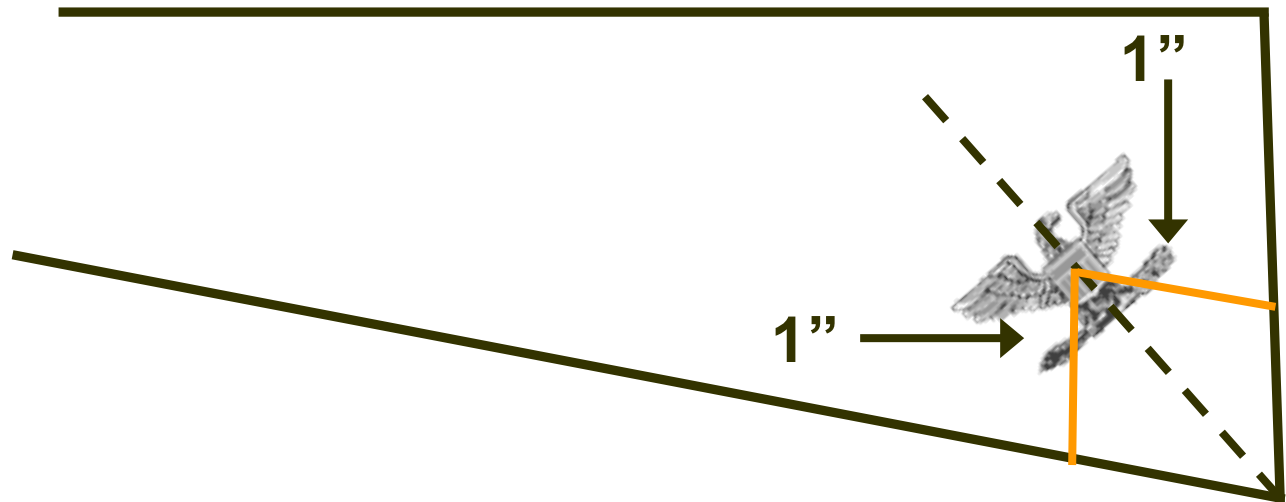
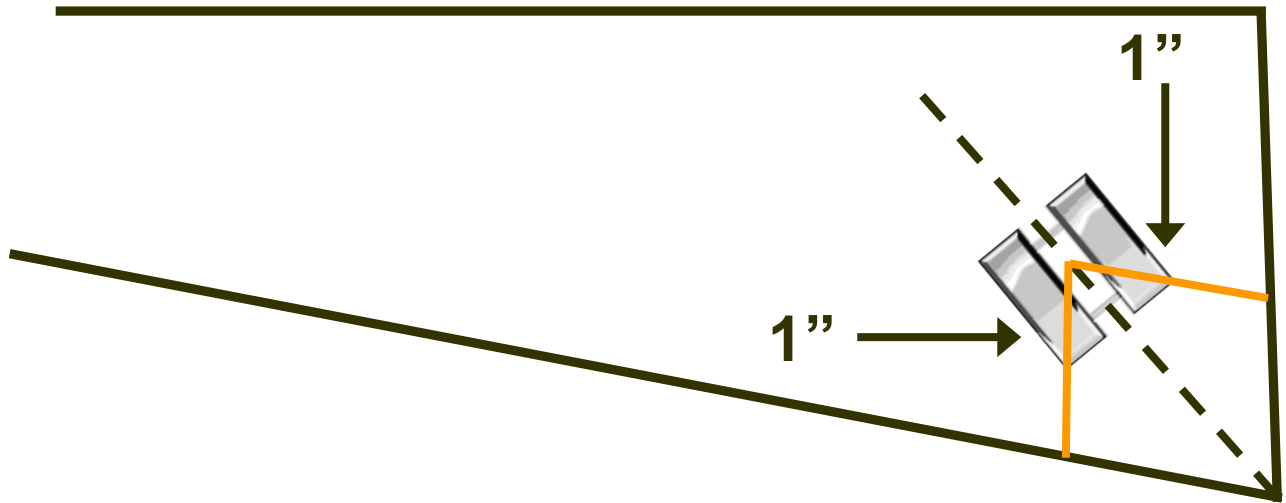


# Insignia Placement Short sleeve shirt





# Insignia Placement Short sleeve shirt

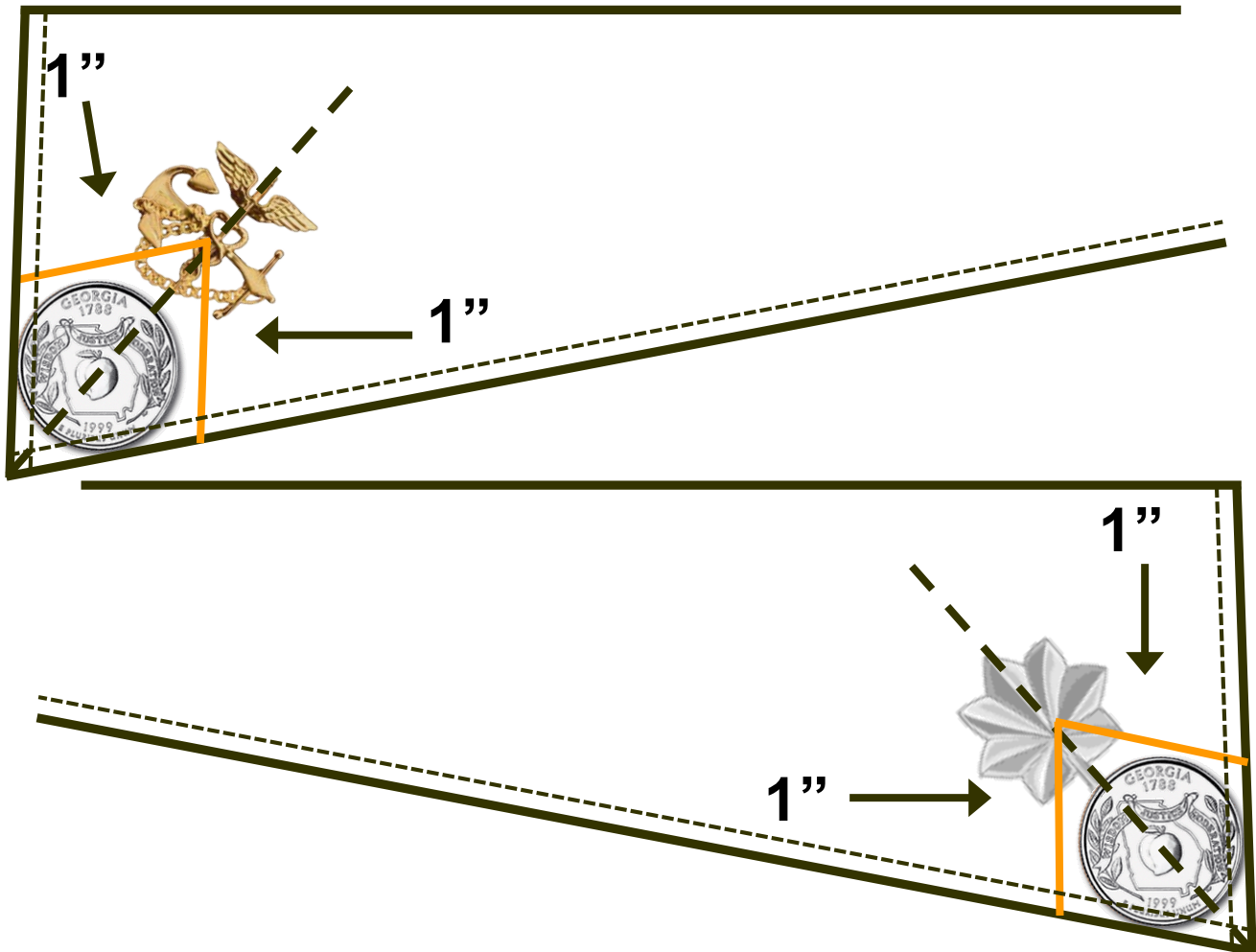


**ACOA**  
ATLANTA COMMISSIONED  
OFFICERS ASSOCIATION



# Insignia Placement Short sleeve shirt

A quarter placed as shown gives a reasonable estimate of proper positioning of the insignia and rank on the collar

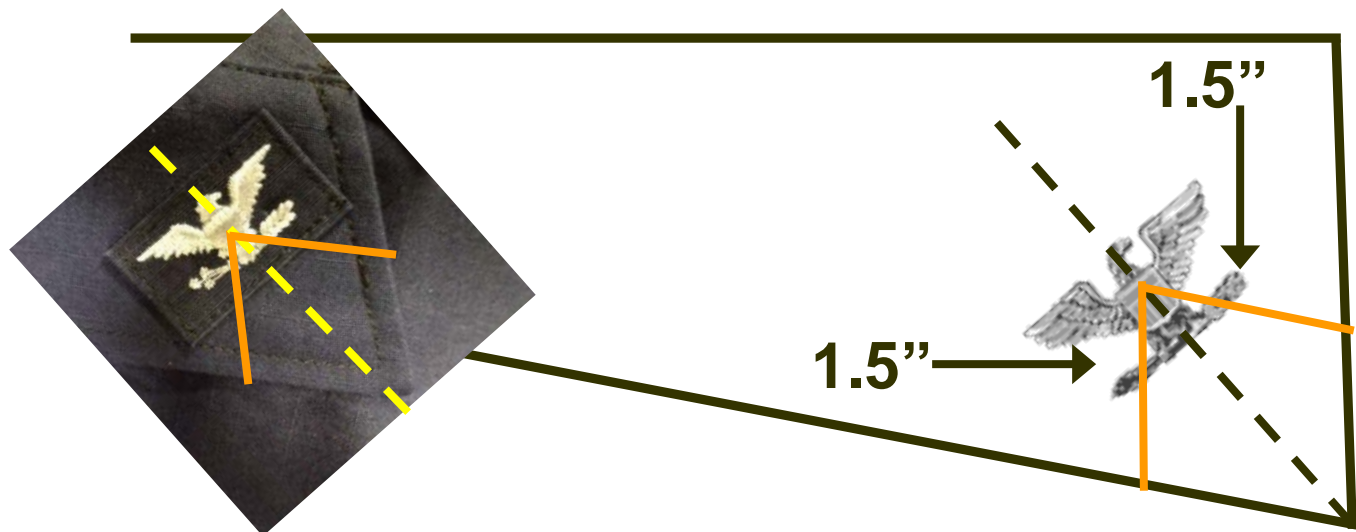


**ACOA**  
ATLANTA COMMISSIONED  
OFFICERS ASSOCIATION



# Collar Insignia Placement for ODU uniform

- Similar to placement of collar insignia on short sleeve khaki uniform shirt except center is 1.5 inches from edge of collar
  - Note: Navy/Coast Guard use 1 inch from edge of collar. Not clear why PHS chooses to use 1.5 inches.
- Sewn on cloth insignia. Color is silver thread for silver insignia and yellow thread for gold insignia.
  - Cloth for insignia matches ODU material
  - Blue Coverall Uniform uses different material









# Insignia Placement

- **Shoulder straps on windbreaker and All-weather coat/raincoat**
  - Place rank so that outer edge is 3/4” from squared end of strap
- **Large metal insignia used for jackets**
  - ENS, LTJG, LT devices are worn parallel to the shoulder seams
  - LCDR and CDR have the oak leaf stem 3/4” from the end of strap
  - CAPT will have the clutched arrows of the eagle 3/4” from the end of strap and eagle’s beak facing forward



# Insignia Placement (Right shoulder)







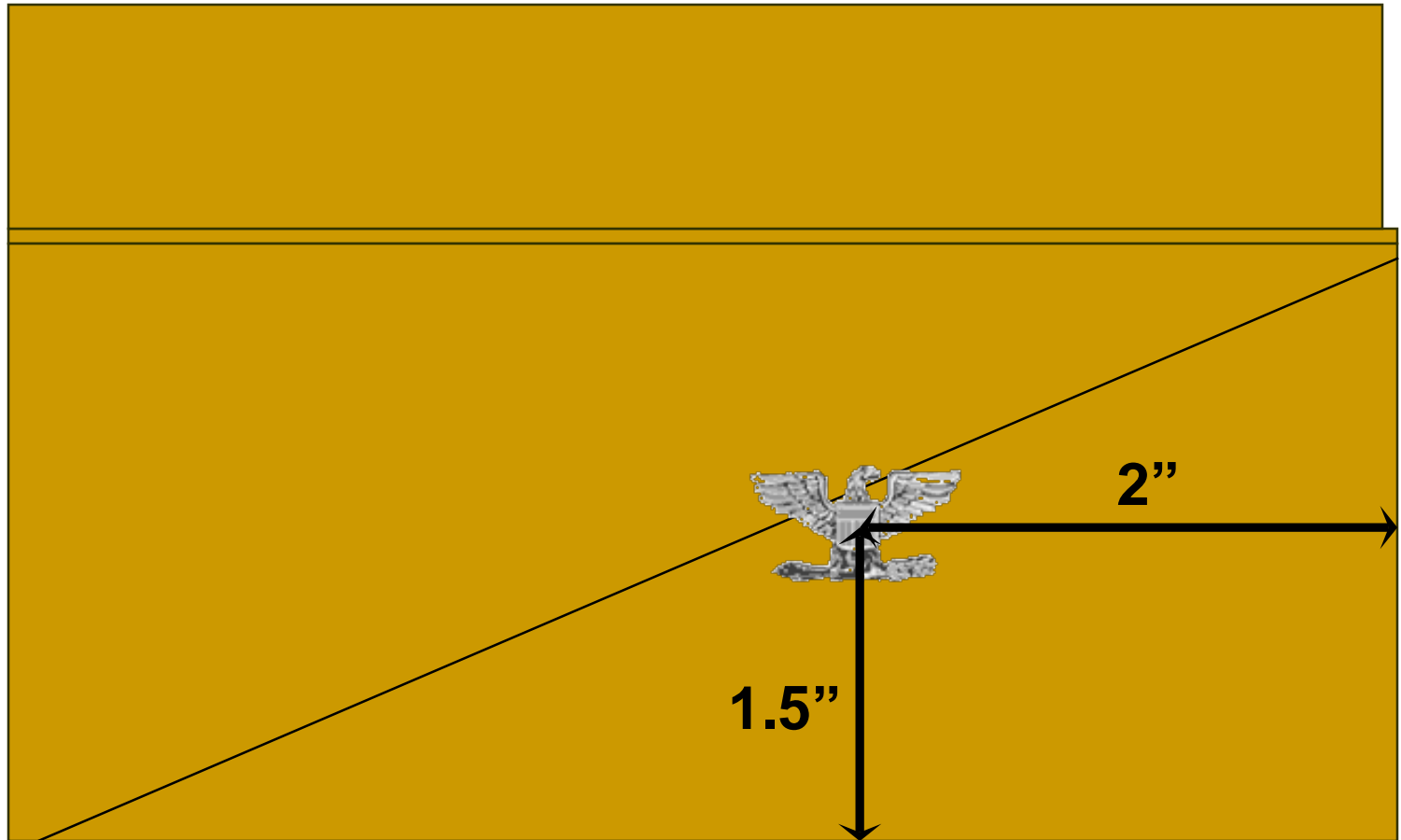
# Insignia Placement

- **Khaki Garrison Cap**
  - Miniature rank device (same size as worn on collar).
  - Center of device 2 inches from front, 1.5 inches from bottom
  - Miniature PHS cap device (NOT the same as PHS collar device) is positioned on the left in the same manner as above
- **New Blue Garrison cap (without gold trim) authorized 29 April 2014**
  - Worn only with Service Dress Blue Uniform
    - Worn only with Black Navy Sweater or Black Windbreaker Jacket in lieu of SDB Coat.
  - Old Blue Garrison Cap with gold trim is **NOT** authorized for wear!
    - Phased out effective 1 AUG 2009





# Insignia Placement Khaki Garrison Cover

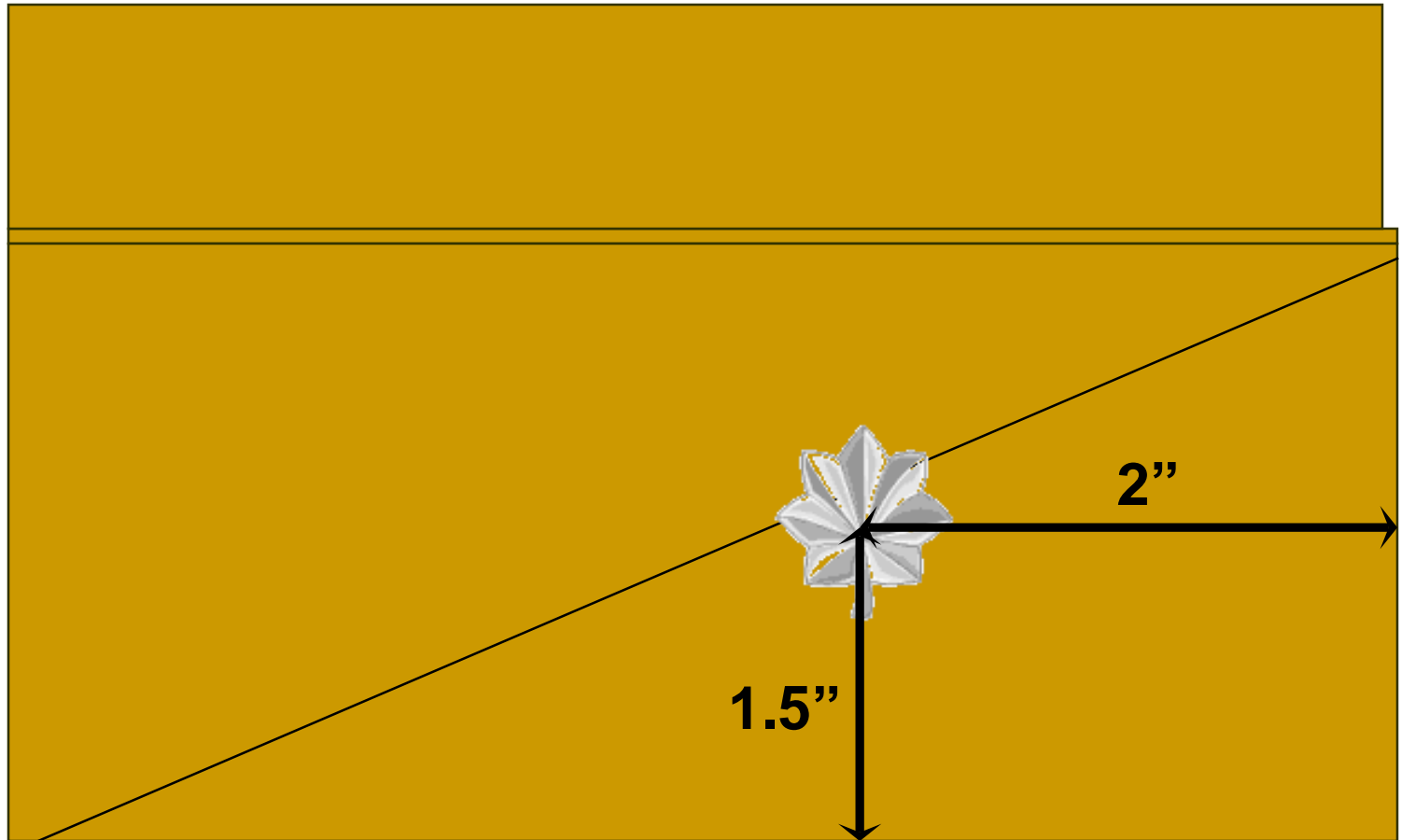


**Rank placed 1.5 inches from bottom and 2 inches from front to center of rank device.**





# Insignia Placement Khaki Garrison Cover



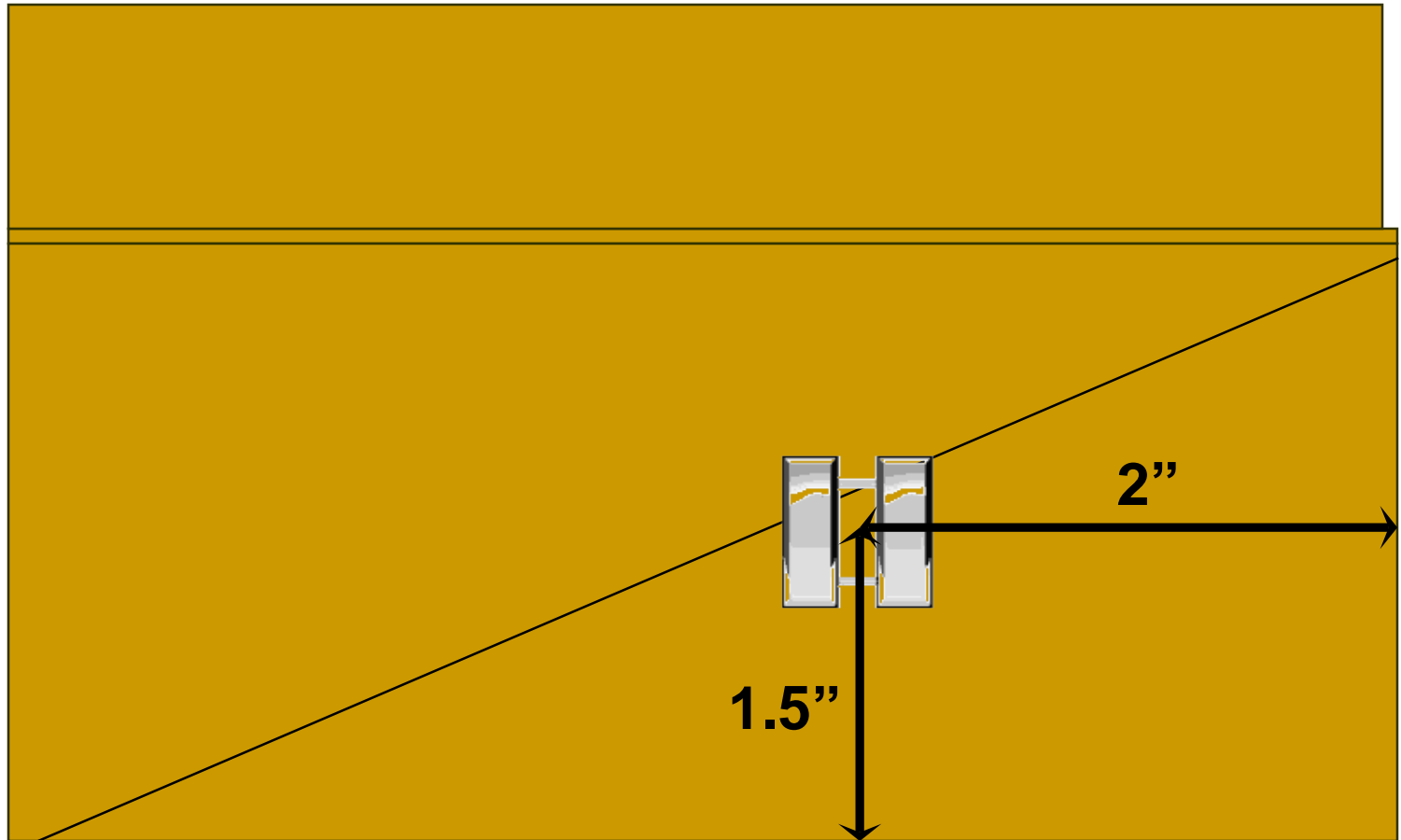
**Rank placed 1.5 inches from bottom and 2 inches from front to center of cap device.**



**ACOA**  
ATLANTA COMMISSIONED  
OFFICERS ASSOCIATION



# Insignia Placement Khaki Garrison Cover

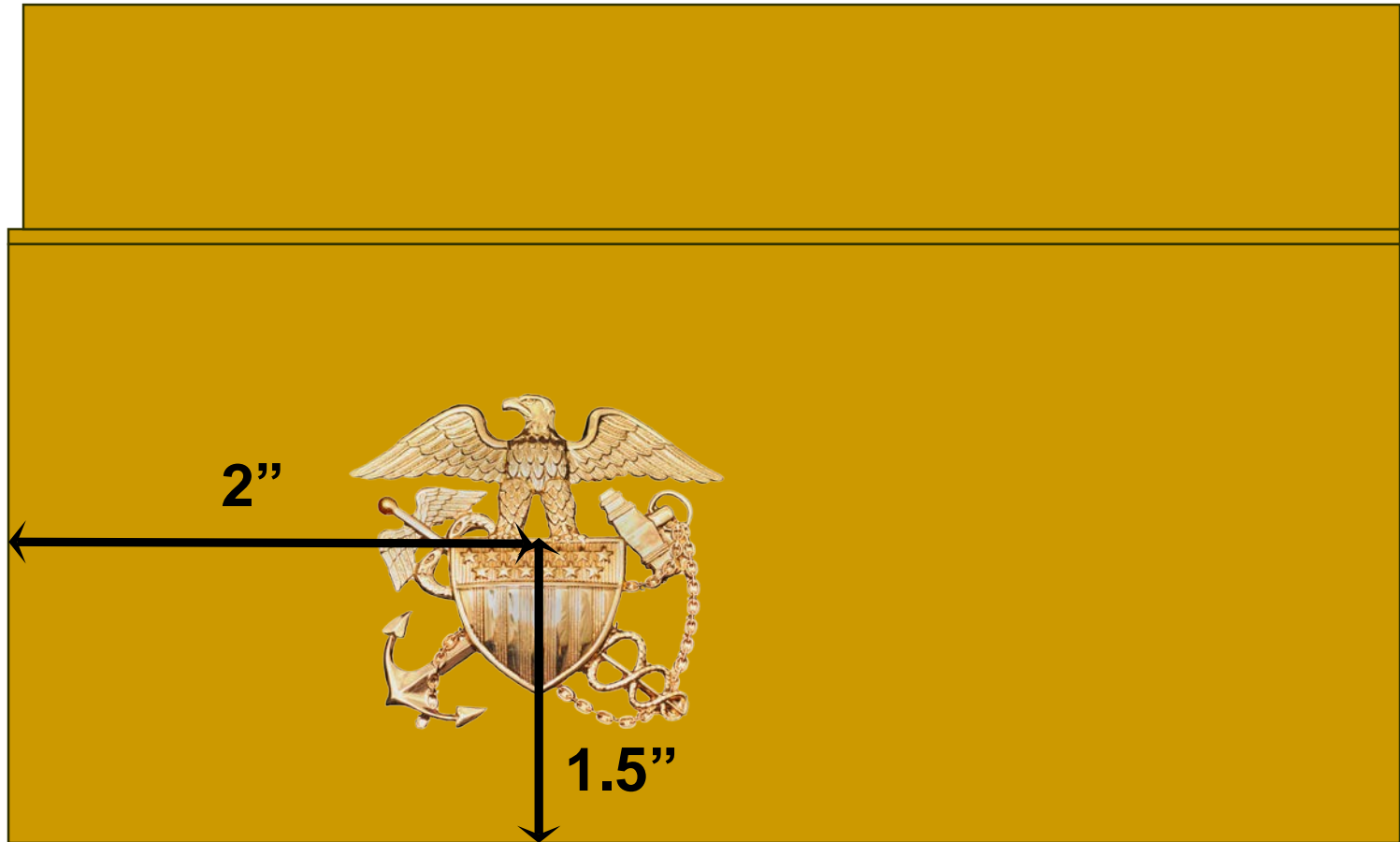


**Rank placed 1.5 inches from bottom and 2 inches from front to center of cap device.**





# Insignia Placement Khaki Garrison Cover



**1.5 inches from bottom and 2 inches from  
front to center of cap device**



**ACO A**  
ATLANTA COMMISSIONED  
OFFICERS ASSOCIATION



# Khaki Garrison Cap – Unisex (Poly/wool and CNT material)



# Khaki Garrison Cap – Women CNT material only



**ACOA**  
ATLANTA COMMISSIONED  
OFFICERS ASSOCIATION



# Black Garrison Cap – Right Side



# Black Garrison Cap – Left Side



**ACOA**  
ATLANTA-COMMISSIONED  
OFFICERS ASSOCIATION



# Beret with Miniature Cap Device

(Wear of beret discontinued 1 JAN 2020)




**ACOA**  
ATLANTA COMMISSIONED  
OFFICERS ASSOCIATION





# PHS Name Tag



- **Worn over the right breast pocket, 1/4” above the pocket on all general purpose uniforms**
- **Can be affixed with either pins or magnets.**
- **On the Women’s Service Dress Blue, when there is no right pocket, place the name tag in a position that corresponds to (mirrors) the ribbons on the left pocket. May need a ruler to assist.**



**ACOA**  
ATLANTA COMMISSIONED  
OFFICERS ASSOCIATION



# PHS & Non-PHS Badges

- **PPM 08-019 - Wear of Skill and Breast Badges**
  - [http://dcp.psc.gov/eccis/documents/PPM08\\_019.pdf](http://dcp.psc.gov/eccis/documents/PPM08_019.pdf)
- **Two types of badges:**
  - **Skill badges**
    - Example: Field Medical Readiness Badge (FMRB)
  - **Breast/Identification badges**
    - Example: HHS ID badge
  - **Available in Standard and Miniature size**
- **Skill badges worn over ribbons on left side**
  - Maximum of two may be worn
  - Not worn on pocket flap (Navy style)
- **Breast/ID badges have specific placement**
  - Based on type of badge and if officer is incumbent
- **Non-PHS ID or skill badges may be worn**
  - Must be authorized in Officer Personnel File (OPF)
  - May be worn on left side if PHS badge not authorized
  - PHS skill badge worn above non-PHS skill badge if one of each is worn





# PHS & Non-PHS Badges

HHS ID Badge



Field Medical Readiness Badge



Example of Non-PHS Badges  
Flight Surgeon Badges




Navy



Army




Air Force

1/4" 

Badge and Ribbon Placement on Left Side of Uniform





PHS Badge

1/4" 



Non-PHS Badge

1/4" 



Ribbons

Top of  
Pocket



ACOA  
ATLANTA COMMISSIONED  
OFFICERS ASSOCIATION



# Medals and Ribbons




**Wear Them Proudly!  
And Correctly...**





# Medals and Ribbons



- **Part of the uniform. If authorized they SHOULD be worn! No space between ribbon rows**
- **May wear only 3 if authorized more**
  - **EXCEPTION: Wear all ribbons on Service and Full Dress Blue/White uniform, not just top 3**
  - **May wear 3 most senior ribbons authorized on others**
  - **Wear 5 most senior medals on Dinner Dress uniforms**
  - **Worn on the left side 1/4" above the left pocket on all general purpose uniforms**
- **Ensure that the ribbons are worn in proper order of precedence according to uniform instructions**
  - **Inst 512.01 provides information on proper ribbon precedence**
- **Highest position of honor is wearers top inboard side of all other ribbons**



# PHS Awards Order of Precedence



**DSM**



**MSM**



**SGM\***



**SGESM\***



**OSM**



**CM**



**AM**



**CIT**



**PUC**



**OUC**



**UC**



**SECM**



**GHCM**




**ECM**



**HDA**



**FDA**



**SAA**



**ISO**



**CRSA**



**GRSA**



**RSA**



**NEPA\*\***



**RSR**



**GHISM**



**BUC**



**RCR**



**CTR**

\* Originally the SGM and SGESM were the same color.

\*\* NEPA reactivated under new qualification criteria in 2015.





# Ribbons



COA



AMSUS




ROA



SAME

- Organizational ribbons (COA, AMSUS, ROA, SAME) may **NOT** be worn unless:
  - You are attending a meeting or activity sponsored by that organization AND
  - An active member (paying dues) AND
  - Have earned at least one other authorized PHS ribbon
- Non-symmetrical ribbons have a specific orientation for wear (e.g. ROA)



Correct



Incorrect





# Medals and Ribbons earned with other Uniformed Services

- Can be worn with PHS uniform in most cases
- Have specific precedence in which they are worn
- Earned non medical skill badges may now be worn
- Send documentation to DCCPR to get authorization in OPF
- CDC/ATSDR officers also send to CDC Awards coordinator

Distinguished Service Medal

PHS



Defense



Navy/Marine



Coast Guard



Army



Air Force







# Ribbon Attachments

Worn for subsequent awards achieved:

- ★ **Gold stars (5/16")** are worn in place of an additional individual honor award (CIT, AM, CM, OSM, etc.) up to 4 stars
  - Stars for miniature honor award medals are 1/8" in size
- ★ **Silver stars (5/16")** are worn in place of 5 gold stars on individual honor awards
- ★ **Bronze stars (3/16")** are worn in place of additional unit or service award (e.g. OUC, UC, FDA, CRSA) up to 4 stars
- ★ **Silver stars (3/16")** are worn in place of 5 bronze stars on unit/service awards
- ▼ **Bronze "V" device for award with valor (OSM and above)**





# Steps to Take to Learn How to Wear the PHS Uniform

1. Know how to locate information on proper wear of the uniform
2. Know where to purchase uniform components
3. Know which uniforms you are permitted to wear
- 4. Follow basic guidelines for uniform wear and appearance**
  - a. When in doubt, wear a cover!
  - b. Wear only approved PHS outerwear
  - c. Recognize and know proper wear of PHS insignia and devices
  - d. Maintain proper personal appearance**

**Recommend all officers read CC412.01 thoroughly to better understand proper personal appearance!**





# Personal Appearance

## CC412.01 - Uniforms and Appearance

### Definitions:

- **Conspicuous.** Obvious to the eye, attracting attention, striking, bright in color. Should blend with (not stand out from) a professional appearance in uniform. What is conspicuous on one person may not be noticeable on another. If attention is naturally drawn to or distracted from the professional appearance, it is conspicuous.
- **Conservative.** Not conspicuous or detracting from the professional appearance while in uniform.
- **Faddish.** A style followed for a short period of time with exaggerated zeal. Styles are enduring; fads are generally short in duration and frequently started by an individual or event in the civilian community. Fads are generally conspicuous and detract from a professional appearance.
- **Complements Skin Tone.** A conservative color which contributes to the wearer's natural skin tone. Conservative colors are generally inconspicuous and do not detract from a professional appearance in uniform.





# Personal Appearance (cont.)

- Do not eat, drink or chew gum while walking
- Do not place hands in pockets
- Items in pockets do not produce bulky appearance
- Fingernails, haircuts, mustaches trimmed to standard
- Beards no longer authorized for wear
  - Shaving waiver possible
- Hair kept neat, clean and well groomed.
  - Women: Hairstyle should be balanced.
  - Headgear must fit without distortion/gaps
  - Ponytails, pigtails, widely spaced individual hanging locks and protruding braids not permitted.
  - Multiple braids permitted but foreign material such as beads not permitted to be braided into hair.
  - Two small barrettes/clips similar to hair color permitted
  - Hair may touch but not be below lower edge of collar
  - Hair color must look natural and complementary
  - Bulk of hair should not exceed 2 inches in depth





# Personal Appearance (cont.)

- **Conservative cosmetics and fingernail colors**
- **Jewelry limited to specified number and types**
  - One ring per hand, plus a wedding/engagement ring set. No thumb rings
  - Men are not authorized to wear earrings
  - Women may wear one gold ball (approx. 1/8-14 inch)
  - Single pearl or diamond earrings of similar size authorized with Dinner Dress or Service Dress uniforms
  - Only one necklace authorized. Should not be visible
  - Body piercing not permitted in uniform
  - One bracelet and one watch may be worn on arm.
- **Tattoos – not permitted on visible skin**
- **No dental ornamentation (no designs, jewels)**
  - Waiver may be requested for existing tattoos/dental work
- **Pocket flaps buttoned, zippers on jackets zipped**
- **Proper shoes - must have an outside heel**
- **No pens, etc. sticking out of shirt pockets**
- **Matching uniform fabrics**





# Personal Appearance (cont.) - Shoes



**Service Shoes:** Plain oxford style, low quarter, lace shoe made of smooth leather or synthetic leather with rounded toe. The heel shall be an outside heel  $\frac{5}{8}$  inch to 1 inch high, and the sole shall be  $\frac{3}{16}$  inch to  $\frac{3}{8}$  inch thick. Wedge heels are not authorized.



**Dress Shoes:** Plain black, brown or white dress pumps made of smooth leather or synthetic leather, with closed heels and rounded toes. Heels shall be no higher than  $2\frac{5}{8}$  inches nor less than  $\frac{5}{8}$  inch measured from the forward edge, and no wider than  $1\frac{3}{4}$  inches at the base. Sole shall be no thicker than  $\frac{1}{4}$  inch. Wedge heels are not authorized.





# Personal Appearance (cont.)

## Shoes and Socks

- For male and females, socks color shall match service shoes
- Exception: khaki socks shall be worn with brown shoes.
- For females, when wearing slacks with dress or formal shoes (pumps or flat), hosiery is required.
- When wearing slacks with service shoes (oxford), socks are required.
- When wearing skirts, hosiery is required instead of socks (and a slip if the skirt worn is unlined).



# Personnel Appearance

Newest Update – 21 June 2013

- **No smoking or use of tobacco products while in uniform**
  - Effective six months after date of new Instruction (21 January 2014)
- **Tobacco products include, but are not limited to:**
  - Cigars, cigarettes, electronic cigarettes, stem pipes, water pipes, hookahs and smokeless products that are chewed, dipped or snuffed
- **Lanyards/ID badge holders should be conservative and inconspicuous in nature**
  - May not display commercial logo (e.g., brand name or logo, logo of contractor, etc.) which may give appearance of endorsement of product or service by the federal government



**ACOA**  
ATLANTA COMMISSIONED  
OFFICERS ASSOCIATION






# Personnel Appearance

## Belt Buckle and “Gig” Line

**“Gig” Line – Shirt edge, belt buckle and edge of zipper/fly should all line up together**



**Gold belt tip should not extend beyond the edge of the buckle (no material should be visible between belt tip and edge of buckle)**





# Personnel Appearance

## Belt Buckle and “Gig” Line

**“Gig” Line – Shirt edge, belt buckle and edge of zipper/fly should all line up together**

**CORRECT**



**INCORRECT**



**Gold belt tip should not extend beyond the edge of the buckle  
(no material should be visible between belt tip and edge of  
buckle)**



**ACOA**  
ATLANTA COMMISSIONED  
OFFICERS ASSOCIATION




# Personnel Appearance

## Belt Buckle and "Gig" Line

**Male Uniform**  
Belt tip extends to the left



**Female Uniform**  
Belt tip extends to the right



**Gold belt tip should not extend beyond the edge of the buckle  
(no material should be visible between belt tip and edge of buckle)**





# Information on Carrying Bags while in Uniform

## See CC412.01, Section 6-6.b

b. Bags. (e.g., briefcases, gym bags, backpacks, laptop bags, lunch bags, suitcases, and garment bags, etc. (this does not include women's handbags/purses)) shall be hand carried with the following exceptions:

- (1) Bags may be worn when riding a bicycle or motorcycle;
- (2) Bags may be worn on the left shoulder when wearing service or working uniforms; and
- (3) Backpacks may be worn over both or either shoulder when wearing service or working uniforms. Backpacks will be carried in the left hand when in a dress uniform (i.e., Service/Full Dress Blue, Service/Full Dress White).

All hand carried bags and other bags, to include luggage, when possible, shall be carried or placed on the left side to facilitate saluting. All bags must conceal their contents (officers in correctional settings are excluded if local policy dictates differently) and be in a serviceable condition. All bags must be black, brown (optional when wearing a khaki uniform) or navy blue, except for the olive drab GI Duffel Bag. No ornamentation on the bags is allowed except an official Corps logo in yellow or the bag manufacturer's logo, (provided the bag manufacturer's logo is small and does not detract from the uniform). Commercial and OPDIV/STAFFDIV/non-HHS organizations to which officers are assigned logos are not authorized except that a bag issued by the Commissioned Officers Association of the USPHS, the Association of Military Surgeons of the United States, Society of American Military Engineers or the Reserve Officers Association may be carried only to their annual meetings, but not on a routine daily basis. All bags used while in dress uniform must be hand carried. Women's handbags shall be carried over the left shoulder or forearm, placing the top of the handbag at waist level with all uniforms (see CC421.01, "Uniforms for Female Officers," for handbag description).



**ACO A**  
ATLANTA COMMISSIONED  
OFFICERS ASSOCIATION



# Information on Carrying Bags while in Uniform (cont.)

- Bags include briefcases, gym bags, backpacks, laptop bags, lunch bags, suitcases, and garment bags, etc.
- Bags should be hand carried (except for women's handbags/purses) with the following exceptions:
  - Bags may be worn when riding a bicycle or motorcycle
  - Bags may be worn on the left shoulder when wearing service or working uniforms
  - Backpacks may be worn over both shoulders when wearing service or working uniforms.
- All hand carried bags, to include luggage, when possible, shall be carried or placed on the left side to facilitate saluting.
- Bags must be black or navy blue (dark brown with khaki or white with white uniform only), be in serviceable condition and conceal their contents.





# Regulation Handbag

See Instruction CC421.02 (formerly CC26.3.5), page 34

- **Generally no longer sold in military clothing stores.**
- **“Coach Classic” handbag meets requirements.**
- **Expensive new but officers report finding them and similar bags on eBay.**



**Description:** The handbag must be of plain black, brown or white grain leather or synthetic leather, rectangular in shape and designed with a flap. The color of the handbag will match the color of the shoes worn. Dimensions must be between 7½ to 12 inches in width, 5½ to 8 inches in height, and 2 to 3½ inches in depth. Exotic materials such as, but not limited to eel, alligator or ostrich skin are not authorized. The handbag must not have any visible ornamentation, decorative stitching, embossed design, or manufacturer’s logo. The closure hardware will be brass-plated or gold-colored. If the flap has a closure, it must be a clasp (no buckles, zippers or string ties are allowed.) The strap will be of the same material as the purse and have a gold-colored or black-colored buckle. Handbags may be procured from commercial sources, provided that above criteria is followed.





# Steps to Take to Learn How to Wear the PHS Uniform

- 1. Know how to locate information on proper wear of the uniform**
- 2. Know where to purchase uniform components**
- 3. Know which uniforms you are permitted to wear**
- 4. Know basic guidelines for uniform wear and appearance**
  - a. When in doubt, wear a cover!**
  - b. Wear only approved PHS outerwear**
  - c. Recognize and know proper wear of PHS insignia and devices**
  - d. Maintain proper personal appearance**





# The PHS Operational Dress Uniform (ODU)



**ACOA**  
ATLANTA COMMISSIONED  
OFFICERS ASSOCIATION





# Operational Duty Uniform (ODU)

- New PHS working uniform authorized
- Replaced the BDU on 1 JAN 2015
- Worn with new Blue T-Shirt
  - Black T-shirt not authorized with ODU
  - Blue with yellow seal on front and US Public Health Service on back in yellow
  - Wicking material no longer authorized
- Blue Command Ball Cap is primary cover
  - Rank embroidered onto cap
  - O-6 eagle faces to wearers right
  - Black ball cap no longer authorized
- Additional optional headgear
  - Blue 8-point utility cap
  - Blue sun or “boonie” hat
  - Both use large bright metal rank insignia
  - Both require prior approval to wear





# Don't confuse PHS ODU with Coast Guard ODU!



**Coast Guard ODU has embroidered Coast Guard seal on front right shirt pocket and cargo pocket flap on the pant leg. PHS version does not have embroidered Coast Guard seals.**



**ACO A**  
ATLANTA COMMISSIONED  
OFFICERS ASSOCIATION



# PHS ODU


## The New PHS Working Uniform



**ACO A**  
ATLANTA COMMISSIONED  
OFFICERS ASSOCIATION



# New PHS ODU vs. USCG ODU



**USPHS ODU**



**USCG ODU**

**No seal embroidered on pocket (or pants)  
Gold lettering instead of white/silver on nametapes**





# Operational Duty Uniform (ODU) (cont.)

- Proper way to roll ODU sleeve will change from roll used with BDU
- ODU sleeve rolled with outside out
- Sleeves should be rolled neatly above the elbow. Don't partially roll sleeve below elbow.
- Don't push sleeves up on forearm
- Width of the rolled sleeve should be about 3 inches
- Bottom of roll should be no more than 3 inches above the elbow (mid to lower third of upper arm).






# ODU Sleeve Roll

Sleeves may be worn down with cuffs buttoned (or) with sleeves neatly rolled.

When properly rolled, the cuff should be approximately 2" above the elbow (mid-bicep) with only the cuff visible.

To properly roll the sleeves takes some patience and a little practice, but once mastered can be achieved without difficulty. Depending on an individual's size and sleeve length some sleeves may require more folds than others.





# ODU Sleeve Roll

1. Fully extend and flatten the sleeve on a level surface.
2. Starting at the cuff turn sleeve inside out to armpit as shown. Take care to flatten the sleeve to remove any irregular folds or creases.
3. To form the fold, roll the sleeve in half again to form two equal segments the width of the "cuff".

(continued on next slide)





# ODU Sleeve Roll


4. Next, turn the cuff down over the fold (Pinching the outer edge of the sleeve to begin the fold will help to keep the fabric from slipping).
5. Once in place, take care to flatten the sleeve to remove any irregular folds or creases. When properly done, only the cuff should be visible.
6. To remove the roll, simply pull the lower edge of the cuff downward toward the wrist.







# Operational Dress Uniform (ODU)

- ODU authorized for daily wear
  - Some exceptions like ceremonies
- Solid Blue rip stop nylon/cotton material
  - Similar to both Coast Guard and NOAA
- Blue Cloth Name tape worn over right pocket with yellow thread
- USPHS tape worn over left pocket
  - 4.5” long, 1” high, Font: 0.75” BLOCK lettering. No periods! 
  - May be purchased from Navy Nex
  - Order from PHS Section of Navy Nex
    - PHS ODU accessories/insignia menu





# Operational Dress Uniform (ODU)

PHS patch worn on left shoulder of BDU is NOT authorized for the new ODU. A new version may be added to the uniform at a later date.



Reverse flag patch on right shoulder is NOT authorized for wear on ODU including officers assigned with DoD units. POM 06-003 does not apply to the ODU.





# Operational Dress Uniform (ODU)



- Name tape over right pocket
- USPHS over left pocket
- Skill Badge(s) over USPHS tape - may wear up to 2 badges
- Rank on right collar
- PHS Collar Device on left collar
- Optional miniature metal Officer in Charge (OIC) badge may be worn (location not specified but presumed to be over name tape as is the case with other uniforms)



**ACOA**  
ATLANTA COMMISSIONED  
OFFICERS ASSOCIATION



# ODU Boots



Leather



"Roughed Out"



Leather/Fabric  
with side zip



Capped Toe

- **Black Boots Only**

- **Black leather**

- Smooth or "roughed out" (suede)

- **May be black leather with black fabric uppers**

- **May have zipper closure**

- **May have safety steel or composite box toe**

- **May have plain or "capped" toe**

- **Black safety boot is prescribable option**

- **Unsure why. Recommend not wearing with ODU**





# Operational Dress Uniform (ODU)

- **Boot Blousers required**

- ODU pant legs should be bloused over boots
- Pant legs should **NOT** be tucked into boots
- **Two Styles**
  - Wide elastic strap with Velcro closure
  - Elastic cord with hook and loop closure
- **Wider strap may be less likely to affect circulation**





# Operational Dress Uniform (ODU)



## ● New Blue PHS T-shirt

### – Replaces previous black BDU T-Shirt

- Black T-Shirt may be worn with civilian attire now
- Plain blue shirt authorized for “tactical” situations
- PHS Seal may be 3 or 4 inches in diameter
- Available through CG Uniform Distribution Center
- Wicking material shirt no longer authorized



# Operational Dress Uniform (ODU)



- **PHS Blue Command Ball Cap**
  - Replaces Black Command Ball cap
  - Rank embroidered on cap
  - Primary required headgear with ODU
  - Visor ornamentation authorized for Grades O-5 and up
  - **Optional Blue 8-point Utility Cap and Sun hat**
  - Large bright metal rank device used on both
  - 8-point Utility Cap worn only when authorized as noted in current Uniform of the Day memo (POM 17-002)





# Operational Dress Uniform (ODU)

- **Belt - 1.75” black “riggers” belt is required belt**
  - **1.25” Black web belt with open buckle formerly worn with BDU is optional**



- **Winter Blue Mock Turtle-neck T-shirt**
  - **Optional wear with ODU for cold weather**
  - **Although authorized it has never been available**
  - **Do not confuse with black mock turtle-neck shirt worn by Navy (although this would seem to be a natural alternative since blue is not available)**







# Operational Dress Uniform (ODU)

- **Blue Foul Weather Parka, Type II**

- Primary Outer garment with ODU
- Rank tab on left front
  - Slip on cloth rank loop or metal rank
  - Rank loop available from Coast Guard



- **Two different liner options for the parka**

- **Blue ODU Utility Jacket**

- Newer liner, has rank tab

- **Blue Polar Fleece Liner**

- Older style, no rank tab



- **Both liners may be worn as a stand-alone jacket**

- **Personal recommendation: ODU Utility Jacket**

- More professional appearance with rank tab
- Offers some wet weather protection
- Fleece liner warmer but better used only as liner for parka
- Fleece liner may be difficult to find at present





# Operational Dress Uniform (ODU)

## ODU Utility Jacket, Hood and Gore-Tex trousers



**Stow hood in collar when not in use**



**ACOA**  
ATLANTA COMMISSIONED  
OFFICERS ASSOCIATION



# New Uniforms on the Horizon

- **New PHS PT uniform?**
  - Navy introduced new PT uniform
  - PT uniform option has been discussed for PHS but nothing authorized at this time
    - Unique PHS version and version similar to Navy PT uniform have both been proposed
- **New Outerwear for PHS Uniform**
  - New Navy All-Weather Coat based on current Army style may now be worn
    - Older style will eventually go out of service
  - PHS has adopted wear of Parka with Service Dress and Service uniforms in foul weather
    - Add foul weather trousers and ball cap as optional items when wearing the parka?
- **New Combination Cover and Service Dress White Uniform (SDW) for Women**
  - Alternate Combination Cover now authorized
  - New SDW expected to follow in near future





# Common Mistakes





# Common mistakes: Ribbon Wear

**A**



**B**




**C**



<https://www.ultrathin.com/>

**D**



A. Ribbons upside down; B. All ribbons should be worn with dress uniform; C. Ribbons out of order & improperly aligned to top of pocket; D. Ribbons and nametag reversed

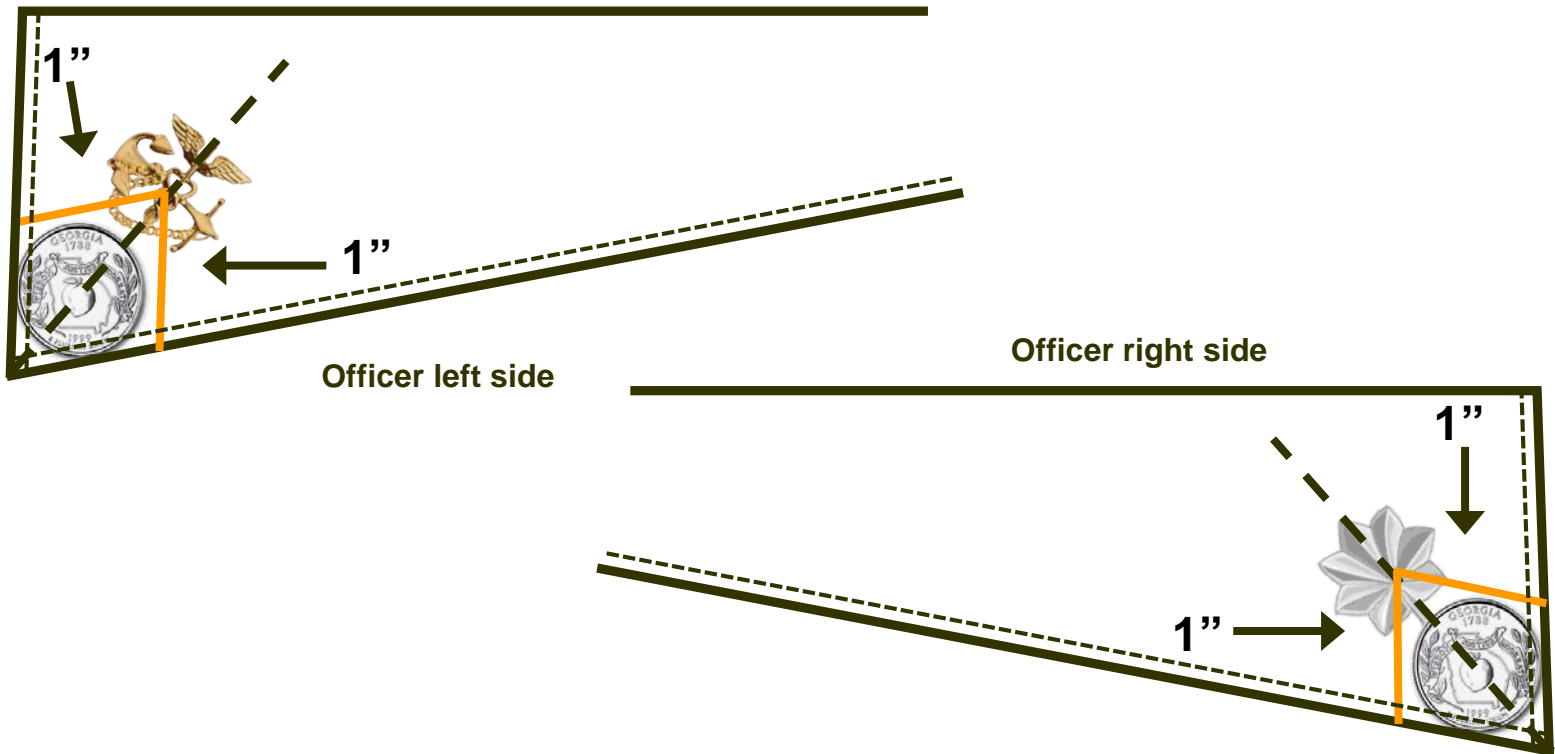


**ACOA**  
ATLANTA COMMISSIONED  
OFFICERS ASSOCIATION



# Common mistakes: Collar Insignia Placement

Insignia placement, short sleeve shirt - A quarter placed as shown gives a **reasonable estimate** of proper positioning of the insignia and rank on the collar





# Common mistakes: "Gig" line

**"Gig" Line – Shirt edge, belt buckle and edge of zipper/fly should all line up together**

**CORRECT**

**INCORRECT**



**Gold belt tip should not extend beyond the edge of the buckle (no material should be visible between belt tip and edge of buckle)**

**Male Uniform**  
Belt tip extends to the left

**Female Uniform**  
Belt tip extends to the right



**Gold belt tip should not extend beyond the edge of the buckle (no material should be visible between belt tip and edge of buckle)**



**ACOA**  
ATLANTA COMMISSIONED  
OFFICERS ASSOCIATION



# Common mistakes: Wrong Insignias



OLD DEVICE

NEW DEVICE



OLD DEVICE

NEW DEVICE



OLD DEVICE

NEW DEVICE



Sea Service

Land Service







# Common mistakes: Cover Wear

A



B



This version (lower row) of the women's combination cover and the beret will phase-out and no longer be authorized on January 1, 2020



Wear the cap squarely on the head, fore and aft crease centered vertically between eyebrows; **lowest point of cap is approximately 1" above eyebrows**; and hair is not visible below front of cover



**ACOA**  
ATLANTA COMMISSIONED  
OFFICERS ASSOCIATION



# Common mistakes: Shoes/socks



Service Shoes: Plain oxford, low quarter, rounded toes; made of smooth or synthetic leather. Wedge heel not authorized



Dress Shoes: Plain pumps made of smooth or synthetic leather; rounded toes. Heels no higher than 2 5/8"; no wider than 1 3/4". Wedge heel not authorized.

- For male and females, socks color shall match service shoes
  - Exception: khaki socks shall be worn with brown shoes
  - When wearing slacks with service shoes (oxford), socks are required
- For females, when wearing slacks with dress or formal shoes (pumps or flat), hosiery is required
  - When wearing skirts, hosiery is required instead of socks (and a slip if the skirt worn is unlined)
- Keep clean, polished, and in good repair



# Common mistakes: ODU Boots/laces



Leather



"Roughed Out"



Leather/Fabric  
with side zip



Capped Toe

Black boots only: smooth or suede leather; uppers must be 8-10" in height; may have zipper closure; may have steel toe; may have plain or capped toe

- **Lots of guidance and opinions online regarding specific brand recommendations**
- **Ends of boot laces must be tucked into the boots**
- **Keep clean, polished, and in good repair**





# Common mistakes: Bag wear in Uniform

- **Bags (e.g., briefcase, gym bags, backpacks, laptop bags, lunch bags, suitcases, and garment bags – not including women’s handbags or purses) shall be hand carried with the following exceptions:**
  - When riding a bicycle or motorcycle
  - On left shoulder when wearing service or working uniforms
  - Backpacks over both or either shoulder when wearing service or working uniforms
- **All hand carried bags/backpacks should:**
  - Be carried or placed in left hand to facilitate saluting (when possible)
  - Must conceal contents
  - Be in serviceable condition
  - Black, brown (optional with khaki uniform), or navy blue
  - Only include official Corps logo (in yellow) or small manufacturer logo
- **All bags used while in dress uniform must be hand carried**





# Other common mistakes

- Hair (Male/Female)
- Facial Hair (Male)
- Earrings, jewelry, and nail polish (...Mondays)
- Ill-fitting uniform (too big, too small)
- We have to wear a uniform everyday?
- Other?





# FAQs





# FAQs

- Where can I buy SDB, ODU, Whites/Khaki uniforms and components? Maternity uniforms?
  1. NEX - <https://www.mynavyexchange.com/>
  2. CGX - <https://shopcgx.com/>
  3. Dobbins AB – 395 Industrial Dr., Bldg 530, Dobbins ARB, GA 30069 (M-Sat 1000-1800, Sun 1100-1700)
  4. Walter Reed NMMC Uniform Center – Main St, Bldg 1 Room 1603, Bethesda, MD 20889 (M-Sat 0800-1800); (301) 295-1489
  5. ACOA - <http://www.atlantacoa.com/uniforms>
    - a) [acoawomensuniforms@gmail.com](mailto:acoawomensuniforms@gmail.com),  
[acoamensuniforms@gmail.com](mailto:acoamensuniforms@gmail.com)
  6. USPHS Officer Swap and Shop (Facebook)





# FAQs

- **Where can I get my uniforms tailored? Name tapes sewn on? SDB striping updated? What if I need it done tonight?**
  - 1. Routine alterations – print out guidance, instruct any alterations shop**
  - 2. Last-minute alterations – in Atlanta, Alterations by Bo (1368 Atlanta Rd SE #106, Marietta, GA 30060; M-F 9-6, Sat 9-3, Sun 10-2), (770) 426-0543\***
    - **Ask your fellow officers**







# FAQs

- **How do I convert my SDB to DDB? Where can I get those snazzy mini-medals?**
  1. **Great presentation outlining steps - <http://www.atlantacoa.com/uniforms> (download>save as...)**
    - a. **Bow tie replaces standard tie (males), Same tie (females)**
    - b. **Mini-medals/skill badges replace standard ribbons/skill badges ([www.ultrathin.com](http://www.ultrathin.com))**
      - a. **Note – not all ribbons have a corresponding medal (and thus are not worn on DDB)**
      - b. **Nametag is not worn**





# FAQs

- **How do I prepare to wear the Summer Whites for the first time?**
  - 1. Great presentation outlining steps -**  
<http://www.atlantacoa.com/uniforms>
    - a. Effective 0001 hours, on the first Monday of April, the prescribed Spring and Summer uniform of the day is the Summer White**
    - b. Alternate uniforms are service khaki, service dress white, ODU, SDB**
    - c. For more information on uniform policy and the uniform of the day, please reference the Personnel Operations Memorandum (POM) 17-002 “Uniform of the Day” and Commissioned Corps Instruction (CCI) CCI411.01 “Required Wear of the Uniform.”**





# FAQs

- **Where can I order a replacement black leather Velcro name tag?**
  1. **NEX - <https://www.mynavyexchange.com/>**
    - a) **Outerwear>V-Neck Sweaters>Leather Name Tag>Blocked Format>Add to Seabag and Personalize (with or without FMRB)**
    - b) **Call NEX – 1-800-368-4088**
  2. **Walter Reed NNMC, Clothing Sales**
    - a) **1-301-295-1489**
  3. **Vanguard - <https://www.vanguardmil.com/collections/navy-name-tapes-tags>**





# QUESTIONS?



**Contact LCDR Shayne Gallaway**

**Email: MGallaway@CDC.gov**

**Phone: 404 477 7010**

**<http://www.atlantacoa.com/uniforms>**

